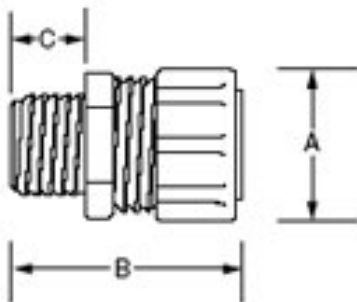


### T&B® Fittings



**T&B Catalog Number:** 2930  
**UPC Number:** 78621002930  
**Description:** 3/4" Ranger®; Liquidtight Cord Connector-Straight. Body material-Steel; Gland nut and Grip Material-Steel; Bushing-Rubber. Cord range-.125-.375  
**Status:** Active



| Features |   |
|----------|---|
|          | Extended range with superior strain relief.     |
|          | Reduced overall size, fits into tighter spaces. |
|          | Gland nut designed to restrict cable bending.   |

| Application |  |
|-------------|--|
|             | Provide a means for passing a cord cable into an enclosure through a bulkhead; Form a mechanical grip and water and/or oil-resistant seal for cord; Form a non-slip connection or termination for flexible cord and cable. |

| General              |   |
|----------------------|---|
| Material             | Steel                                       |
| Cord and Cable Types | S, SO, SV, ST, STD, SJ, SJO, SJT, SJTO, SVD |

| Dimension Information    |           |
|--------------------------|-----------|
| Hub Size (inches)        | 3/4       |
| Dimension A (inches)     | 1 3/8     |
| Dimension B (inches)     | 1 25/32   |
| Dimension C (inches)     | 3/4       |
| Cord Range (inches)      | .125-.375 |
| Throat Diameter (inches) | 13/16     |

| Packaging          |                    |
|--------------------|--------------------|
| T&B Inner Pack     | 10                 |
| Package in Units   | 100                |
| T&B Sold in UOM    | Each               |
| T&B Weight Per UOM | 19.65 lbs. per 100 |

| Application Support   |                      |
|---|----------------------|
| Product Overview  | Available on Website |
| Specifications  | Available on Website |
| Liquidtight Flexible Cord and Cable Connectors-Application and Features | Available on Website |
| Portable Cord Selection Table   | Available on Website |

| Notes  |  |
|--------|--|
| *Note  | Suitable for use in hazardous locations where general purpose equipment is specifically permitted by NEC 501-4(b). |
| **Note | Suitable for Ordinary, Wet or Dry locations.   |

| Certifications  |     |
|-----------------|-----|
| RoHS Compliance | Yes |

### Certifications



File Nbr:  
E 13938

## Flexible Cords and Cable Fittings

## The Ranger® Series of Steel Liquidtight Cord Connectors

The Ranger Series Steel Liquidtight Connector takes twice the cable range of most ordinary strain relief connectors. T&B's Ranger Connectors enable you to reduce your inventory and save time with one connector that can do the work of two.



## Application

- Provide means for passing a cord cable into an enclosure, through a bulkhead or into a rigid conduit
- Form a mechanical grip and water and/or oil-resistant seal for cord
- Form a non-slip connection or termination for flexible cord

## Cord &amp; Cable Type

- S, SO, SV, ST, STD, SJ, SJO, SJT, SJTO, SVD

## Features

- Extended range with superior strain relief
- Reduced overall size, fits into tighter spaces
- Gland nut designed to restrict cable bending

## Materials

Body: Steel-2920 series, Malleable Iron-4920 & 4960 series  
Gland Nut, Grip: Steel-all series  
Bushing: Rubber

## Environment Classification

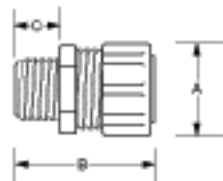
- Ordinary locations
- Wet or dry locations

## Range

Cord Range: .125" to .950"

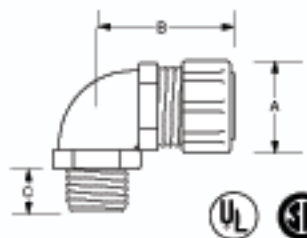
Hub Size Range: 1/8" to 1"

## Steel Liquidtight Strain Relief Connectors — Straight



| CAT. NO. | HUB SIZE | THROAT DIA. | CORD RANGE | DIMENSIONS (IN.) |       |       |
|----------|----------|-------------|------------|------------------|-------|-------|
|          |          |             |            | A                | B     | C     |
| 2920     | 1/8"     | 1/8"        | .125-.375  | 1 1/2            | 1 1/2 | 1/2   |
| 2921     | 1/8"     | 1/8"        | .310-.560  | 1 1/2            | 1 1/2 | 1/2   |
| 2922     | 1/8"     | 1/8"        | .500-.750  | 1 1/2            | 1 1/2 | 1/2   |
| 2930     | 3/8"     | 1/8"        | .125-.375  | 1 1/2            | 1 1/2 | 1/2   |
| 2931     | 3/8"     | 1/8"        | .310-.560  | 1 1/2            | 1 1/2 | 1/2   |
| 2932     | 3/8"     | 1/8"        | .500-.750  | 1 1/2            | 1 1/2 | 1/2   |
| 2940     | 1"       | 1/8"        | .310-.560  | 1 1/2            | 1 1/2 | 1 1/2 |
| 2941     | 1"       | 1/8"        | .500-.750  | 1 1/2            | 1 1/2 | 1 1/2 |
| 2942     | 1"       | 1/8"        | .700-.950  | 1 1/2            | 1 1/2 | 1 1/2 |

## Steel Liquidtight Strain Relief Connectors — 90° Angle

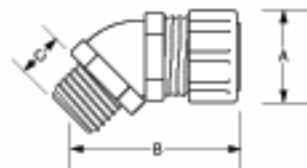


| CAT. NO. | HUB SIZE | THROAT DIA. | CORD RANGE | DIMENSIONS (IN.) |       |     |
|----------|----------|-------------|------------|------------------|-------|-----|
|          |          |             |            | A                | B     | C   |
| 4960     | 1/8"     | 1/8"        | .125-.375  | 1 1/2            | 1 1/2 | 1/2 |
| 4961     | 1/8"     | 1/8"        | .310-.560  | 1 1/2            | 1 1/2 | 1/2 |
| 4962     | 1/8"     | 1/8"        | .500-.750  | 1 1/2            | 1 1/2 | 1/2 |
| 4970     | 3/8"     | 1/8"        | .125-.375  | 1 1/2            | 1 1/2 | 1/2 |
| 4971     | 3/8"     | 1/8"        | .310-.560  | 1 1/2            | 1 1/2 | 1/2 |
| 4972     | 3/8"     | 1/8"        | .500-.750  | 1 1/2            | 1 1/2 | 1/2 |
| 4980     | 1"       | 1"          | .310-.560  | 1 1/2            | 2 1/2 | 1/2 |

All items shown on this page are suitable for use in hazardous locations where general purpose equipment is specifically provided by the NEC, NEC 501-40A.

U.L. File No. E-13938 CSA File No. 52391

## Steel Liquidtight Strain Relief Connectors — 45° Angle



| CAT. NO. | HUB SIZE | THROAT DIA. | CORD RANGE | DIMENSIONS (IN.) |       |       |
|----------|----------|-------------|------------|------------------|-------|-------|
|          |          |             |            | A                | B     | C     |
| 4920     | 1/8"     | 1/8"        | .125-.375  | 1 1/2            | 1 1/2 | 1/2   |
| 4921     | 1/8"     | 1/8"        | .310-.560  | 1 1/2            | 1 1/2 | 1/2   |
| 4922     | 1/8"     | 1/8"        | .500-.750  | 1 1/2            | 1 1/2 | 1/2   |
| 4930     | 3/8"     | 1/8"        | .125-.375  | 1 1/2            | 1 1/2 | 1/2   |
| 4931     | 3/8"     | 1/8"        | .310-.560  | 1 1/2            | 1 1/2 | 1/2   |
| 4932     | 3/8"     | 1/8"        | .500-.750  | 1 1/2            | 1 1/2 | 1/2   |
| 4940     | 1"       | 1/8"        | .310-.560  | 1 1/2            | 1 1/2 | 1 1/2 |

For wire mesh grips refer to pages A-111 & A-141.